

Project/Location:

 Contractor:

 Date:

 Prepared by:

Special Wording

Illuminated Signage



FEATURES

- The same sturdy construction and electrical design used in our Exit Signs is used to produce our custom-worded, illuminated signage
- Sign bodies - steel, extruded and Die-Cast aluminum, weatherproof, flame-retardant polycarbonate, high impact thermoplastic, recessed housing
- Also available with Self-Powered canopy and with emergency lamps
- Custom wording – any style of lettering, any language, any alphabet, any special characters
- Graphics – logos, standard symbols, custom art
- Colour choices – sign bodies, message, faceplate panel
- Illumination – LED (light-emitting diodes) – other light sources available - consult representative
- White-out, black-out and split picture options







TYPICAL SPECIFICATIONS

Custom-worded, illuminated signage is available using the same sturdy construction and electrical design as **Emergi-Lite®** Exit Signage.

A wide range of sign body options and colour choices are available to suit any application.

Contact your local **Emergi-Lite®** sales representative to discuss your specific requirements.



WHITE-OUT OPTION	BLACK-OUT OPTION
<div style="display: flex; justify-content: space-around; align-items: center;"> <div style="text-align: center;">  NON-ILLUMINATED </div> <div style="text-align: center;">  ILLUMINATED </div> </div> <p>When the sign is non-illuminated the acrylic panel in the faceplate appears blank white. The message appears only when the sign is illuminated.</p>	<div style="display: flex; justify-content: space-around; align-items: center;"> <div style="text-align: center;">  NON-ILLUMINATED </div> <div style="text-align: center;">  ILLUMINATED </div> </div> <p>When the sign is non-illuminated the acrylic panel in the faceplate appears black. The message appears only when the sign is illuminated.</p>